



Ventilated Wire Shelving System

Rubbermaid





Rubbermaid®

With over 30 years of experience in the industry, Rubbermaid® is proud to continue to be a trusted brand for storage and organization solutions that builders and homeowners can rely on.

Proudly designed and manufactured in the USA, our original wire innovations include the FreeSlide™ and TightMesh® shelf styles and FastSet Hardware® for intuitive shelf installation.

**To learn more, please visit:
Rubbermaidpro.com**

Left: Kitchen Pantry featuring TightMesh® Shelving on Pole





Optimal Storage Solutions

Rubbermaid's ventilated wire shelving selection provides optimal storage options for each area of the home, including storage rooms, utility rooms, laundry rooms, pantries, and closets.

Every wire shelf is proudly manufactured in Jackson, Missouri with 90% recycled and recyclable steel and backed by a limited lifetime warranty.



Opposite Top: Kitchen Pantry featuring TightMesh® on FastTrack® System

Opposite Bottom Left: Hallway Closet featuring TightMesh® and Linen Shelving on Wall Brackets

Opposite Bottom Right: Bedroom Closet featuring FreeSlide™ and TightMesh® Shelving on Pole and Wall Brackets

Top: Linen Closet featuring Linen Shelving on FastTrack® System



TightMesh® Shelving


Wire Shelf Styles

Create simple, cost-effective, and functional storage solutions with our ventilated wire shelving. Multiple depths and styles are available to fit any space's organizational needs. Each shelf is constructed of durable steel coated with an epoxy-polyester coating for a smooth, long-lasting finish that elevates any environment.

AVAILABLE FINISHES *See page 10 for full details.*



WHITE



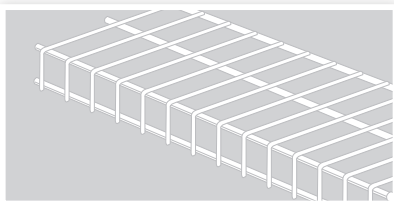
SATIN NICKEL



GREENGUARD is the industry leader in stringent 3rd party product certification. GREENGUARD assures that Rubbermaid® wire shelving products are certified to emit minimum levels of volatile organic compounds (VOCs), including formaldehyde, to improve indoor air quality.



FreeSlide™ Shelving



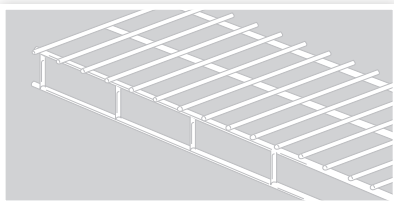
Linen

Ideal for clothes, linens, utility, and shoe storage throughout the home.



TightMesh®

Provides additional strength while keeping small items from tipping and preventing lines on clothing. Ideal for pantries, laundry shelves, and utility rooms.



Wardrobe

Combines shelf storage with clothes hanging convenience. Ideal for smaller bedroom closets and coat closets.



FreeSlide™

Allows hangers to glide without interruption. Ideal for master closets, kids closets, and guest bedrooms.


Direct Mount Fixed Shelving

Designed to work with ½" and ⅝" thick wall materials, **Direct Mount** can be installed to fit various configurations: wall-to-wall, wall-to-open, and open-to-open. Wall brackets and poles easily mix and match for a personalized storage solution.


Rubbermaid's patented **FastSet Hardware**® with pre-loaded pins for Direct Mount is quicker to install than traditional hollow wall anchoring systems and is compatible with most standard wall systems to create long-lasting and sturdy storage solutions.



AVAILABLE FINISHES See page 10 for full details.



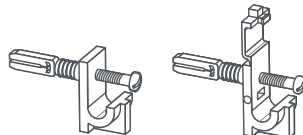
WHITE



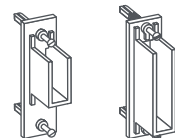
SATIN NICKEL

FASTSET HARDWARE®

PRE-LOADED BACK CLIPS



PRE-LOADED WALL BRACKETS



FastTrack® Adjustable Shelving

The Rubbermaid® **FastTrack**® system is ideal for storage spaces requiring greater flexibility and strength. The heavy-duty uprights do not require studs locations for installation, and the brackets lock simply into place for security and personalization.

FastTrack® works with all Rubbermaid shelving and can be adjusted anytime as storage requirements change or to meet ADA requirements without drilling additional holes.

















AVAILABLE FINISHES *See page 10 for full details.*

WHITE SATIN NICKEL



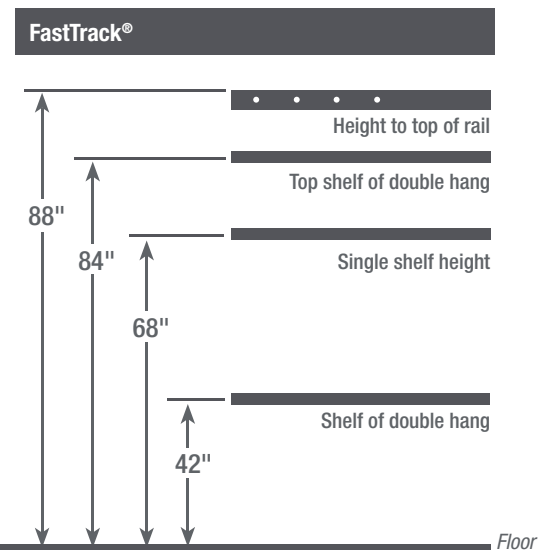
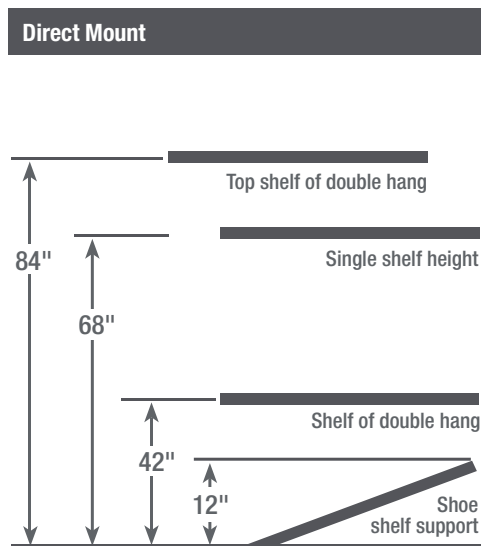
The Americans with Disabilities Act (ADA) is a landmark civil rights law that protects individuals with disabilities and promotes greater accessibility in many areas. Rubbermaid® FastTrack® shelving meets ADA requirements for compliant closets and storage spaces.

Ventilated Wire Shelving System Specifications

Wire Shelf Style	Depths Available	Finishes Available
FreeSlide™		
 FreeSlide™ Shelving	12", 16"	 WHITE  SATIN NICKEL
 FreeSlide™ Corner Shelves	12"	 WHITE
TightMesh®		
 TightMesh® Shelving	9", 12", 16", 20"	 WHITE  SATIN NICKEL
Wardrobe		
 Wardrobe Shelving	12", 16"	 WHITE
 Wardrobe Corner Shelving	12"	 WHITE
Linen		
 Linen Shelving	9", 12", 16", 20"	 WHITE

White and Satin Nickel color options are available for both Direct Mount and FastTrack® mounting systems and hardware.

Recommended Installation Heights



Architectural Guide Specifications

Part 1 - General

1.1 Related Documents

- A. Drawings and general provisions of contract, including general and supplementary conditions and division-1 specification sections, apply to the work of this section.

1.2 Summary

- A. This section includes the following "Ventilated Wire Storage Shelving": FreeSlide™ Shelving, TightMesh® Shelving, Double Lip Shelving, Corner Shelves, Shelf & Rod, and Linen Shelving.

1.3 Submittals

- A. Product Data: For each type of ventilated wire storage shelving specified, include details of construction and connections relative to materials, dimensions of individual components, and accessories.
 B. Samples: Of each ventilated wire storage shelving required, not less than 12 inches long in size.

1.4 Quality Assurance

- A. Single Source Responsibility: Obtain ventilated wire storage shelving from a single manufacturer.

1.5 Delivery, Storage and Handling

- A. Comply with instructions and recommendations of manufacturer for special delivery, storage, and handling requirements.
 B. Store shelving in a manner to avoid significant or permanent damage of shelves.

1.6 Coordination

- A. Coordinate layout and installation of ventilated wire storage shelving with other construction to which it is attached, including floor, partitions and wall assemblies.

1.6 Environmental Specifications

- A. GREENGUARD Certified (indoor air quality) - Emits low levels of volatile organic compounds (VOC) or formaldehyde, requires no sealants or paint during installation, promotes air circulation, preventing mold and dust.
 B. Recyclable Material - Verified by FTC Regulations: Rubbermaid's wire shelving is made from 100% recycled steel and is 100% recyclable with construction waste.

Part 2 - Products

2.1 Manufacturers

- A. Manufacturers: Subject to compliance with requirements, provide products by the following: Rubbermaid Home Products.

2.2 Materials

- A. All ventilated wire storage shelving shall be constructed of Grade C-1008 bright, basic, cold-drawn steel wire with average tensile strength of 100,000 psi.

- B. All steel wire shall be resistance welded at intersections of cross deck wires spaced at 1" increments and trimmed smooth.
 C. TightMesh® steel wire spacing shall be on 1/2" increments and trimmed smooth.

2.3 Finishes

- A. Material shall be cleaned and covered with an iron phosphate coating to ensure proper bond with finish coat.
 B. Finish all ventilated wired shelving with baked-on non-toxic and environmentally friendly epoxy coating.
 C. Finish coat shall consist of a continuous 3-5 mil epoxy-polyester hybrid powder coating to provide a hard, smooth, durable finish.

2.4 Mounting Hardware

- A. Mounting hardware components shall provide shelving installation to drywall partitions and walls, without requiring mounting to concealed structural members.
 B. Support braces are required for 36" to 42" span.
 C. Back clips shall be mounted on 12" increments beginning 1-1/2" to 2" from side wall.

2.5 Shelving Accessories

- A. Shelving installation aids available to assist in the installation of shelving components:
 1. 12" and 16" installation templates
 2. 9" and 20" installation templates
 3. Pneumatic cutter
 4. Cutter replacement jaws
 5. White epoxy touch-up paint
 B. Fast Set pre-loaded installation system developed to secure shelving systems to adjacent walls.
 1. 1/2" and 5/8" back clips
 2. 1/2" and 5/8" flap less back clips
 3. Wall bracket and FreeSlide wall bracket
 4. Shoe shelf support
 5. Wall anchor
 C. Support braces used to support front edge of shelving system.
 1. 9", 10", 12" and 16" support brace - FastSet
 D. Miscellaneous hardware for complete installation of shelving system:
 1. Small, large and TightMesh® end caps
 2. Metal corner bracket
 3. Phillips screws
 4. 1/4" anchors
 5. Rod spacer clips
 6. FreeSlide™ rod spacer cap
 7. Joiner plate set and FreeSlide™ joiner plate
 8. FreeSlide™ joiner plate and rod spanner
 9. All-purpose clamp
 10. Wall bracket and FreeSlide™ wall bracket
 11. Angle wall bracket
 12. Anchor-less back clips
 13. Shoe shelf support
 14. Shelf edge trim
 15. F channel, 8 ft. lengths

- E. Pole Systems
 1. 68" and 84" poles
 2. Square pole cap
 3. #8 self-tapping screw
 4. Pole clamp and TightMesh® pole clamp
 5. 1/2" self-tapping screw

2.6 Fabrication

- A. Fabricate ventilated wire storage shelving square, rigid, flat, and free of dents or distortion. Fabricate connections to form a rigid structure, free of buckling and warping.

Part 3 - Execution

3.1 Inspection

- A. Examine areas and conditions for compliance with requirements for installation tolerances, clearances, and other conditions affecting installation.
 B. Examine walls to which ventilated wire storage shelving will be attached for proper selection of appropriate fastening hardware.
 C. Installation hardware shall be included which does not require attachment to concealed structural framing.
 D. Proceed with installation only after unsatisfactory conditions have been corrected.

3.2 Installation

- A. Install shelving system and accessories after finishing operations, including painting have been completed. Install system to comply with final layout drawings, in strict compliance with manufacturers printed instructions. Position units level, plumb at proper location relative to adjoining units and related work. Adjust accessories to provide visually acceptable installation.

3.3 Field Quality Control

- A. Remove and replace shelving components that are chipped, scratched, or otherwise damaged and which do not match adjoining work. Provide new matching units, installed as specified and in manner to eliminate evidence of replacement.

3.4 Adjust

- A. Adjust components and accessories to provide visually acceptable installation.

3.5 Cleaning

- A. Remove surplus materials, rubbish and debris resulting from installation upon completion of work and leave areas of installation in neat, clean condition.

Shelving Load Capacities

Open to Open		
Shelf Length	Total Weight*	Per Lineal Ft.
1 ft.	75	75
2 ft.	130	65
3 ft.	135	45
4 ft.	160	40
5 ft.	175	35
over 6 ft.	180	30

Wall to Open		
Shelf Length	Total Weight*	Per Lineal Ft.
1 ft.	90	90
2 ft.	140	70
3 ft.	150	50
4 ft.	180	45
5 ft.	200	40
over 6 ft.	210	35

Wall to Wall		
Shelf Length	Total Weight*	Per Lineal Ft.
1 ft.	105	105
2 ft.	150	75
3 ft.	180	60
4 ft.	220	55
5 ft.	250	50
over 6 ft.	252	42

*Based on recommended installation methods. Load capacity will vary depending on specific applications.

- Use an All-Purpose Clamp (one at least every 4 ft.) to secure shelf to back wall. All-Purpose Clamps install into studs located along the back wall at desired shelf height.
- Open end shelf installations require one support brace 1" from open end of shelf.
- Back clips are to be placed at maximum distance of 12" along back wall for all applications.
- Shelf-over-shelf or stacked shelf system must be 13" apart to allow room for Support Braces.



©2023 Rubbermaid Incorporated
8900 Northpointe Executive Park Drive, Huntersville, NC 28078
www.rubbermaidpro.com
1-877-533-1197

5/23 | 233298726

Reorder # 2203131

Rubbermaid