

PALISADE


Waterproof, Large-Format Wall Panels



Made to cover larger areas, faster

Palisade XL Waterproof Large-Format Wall Panels install in half the time of grouted installation with tube adhesive. Multiple widths and heights accommodate most bath and shower layouts.

Each wall panel features a three-dimensional grout-look for realistic tile appearance. Palisade XL wall panels are 100% waterproof, fireproof and chemical-resistant.



Each wall panel features a three-dimensional grout-look for realistic tile appearance.


- **Extra-large sized panels** provide quick coverage of larger areas
- **Rigid core board** is stable, durable and easy to cut requiring no specialty saws or tools
- **Proprietary UV-cured lacquer** adds warmth to the touch & is scratch- and UV-resistant
- **ASTM E 84** Class “B” fire-rated—Flame

Ideal for fast installation

Apply full wall panels directly onto wall—no special tools required.



Durable engineered composition



- 1 Protective Top Layer
- 2 Realistically-Printed Multicolored Film
- 3 Rigid Core Board Technology



Installation is quick & groutless using tube adhesive




Palisade XL can be installed over many substrates including VOG, water-resistant board & ceramic tile

Matching Trims

Ensures 100% waterproof edge- and inside-corner treatments.

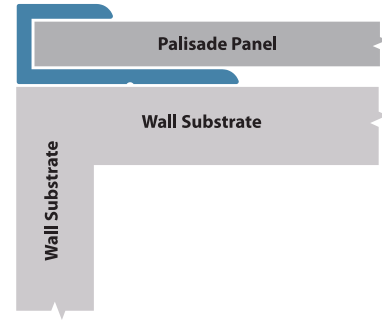


Edge Trim

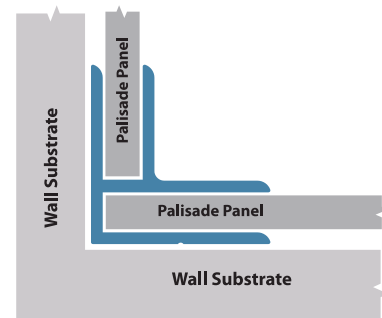


Inside Corner Trim

Edge Trim Application



Inside Corner Trim Application



Panel Specifications

Item No.	Panel Size	Panel Type	Edge Type
554##	30" x 78" x 4.7 mm	Universal	Interlocking
555##A	36" x 78" x 4.7 mm	Universal	Interlocking
555##B	36" x 78" x 4.7 mm	Universal	Interlocking
557##	48" x 78" x 4.7 mm	Universal	Square

"##" denotes finish number (see next page)

Square Edge




Interlocking Edge



Available Finishes

Palisade XL wall panels are available in finishes that capture the look of marble, granite and stone.




Carrara Marble
10



Hermitage Granite
04



Louvre Granite
03



Wind Gust
06

PALISADE[™]
Waterproof, Large-Format Wall Panels

Finish Tub & Shower Areas Faster, Better