



feeney® 

# CableRail

The Original Stainless Steel Cable Infill

# Feeney<sup>®</sup> Makes It Easy<sup>™</sup>

Make your railing view friendly with the original stainless steel cable infill for wood, metal, and composite railing.



Things to Consider 3

It's all in how you frame it! 5

Wood Frame 8

Metal Frame 18

Composite Frame 26

Recommended Tool List 31

Additional Components 32

Order Checklist 33

INSTALLER: MLW CONSTRUCTION  
CABLERAIL LAG AND PIVOT FITTINGS IN COMPOSITE RAILING

COVER IMAGE:  
ARCHITECT: MICHELLE KAUFMAN  
PHOTOGRAPHER: JOHN SWAIN PHOTOGRAPHY

# Things to Consider When Buying Cable Railing

## Understand What You Are Buying

Not all cable railing is the same so make sure you are buying quality products. To assist you in understanding your choices, Feeney® gives you a list of items to look for when buying railing products.

## ✓ Is It a Quality Product?

Since quality standards vary from each manufacturer, here are some key questions to ask in regards to quality. Each manufacturer should have this information readily available for any buyer. The least expensive product may not always be the best one to choose.

- **Testing reports** are something that every manufacturer should have readily available to show the buyer a third-party validation of their products. Here are some test reports that you can require for your project:
  - » Salt Fog Exposure Test (ASTM B117)
  - » Performance and Compliance Testing
- **Warranty claim percentage** to sales is a key number for a buyer to get from a manufacturer. This will tell you how many product failures occurred during the product life cycle. Make sure you get the details on this one; for example, you will need the years that the manufacturer is using for their data.
- **Product composition** of materials used to make the product. Just like in the food you eat, you want to know what makes up the railing product being purchased. The ingredients and manufacturing process is key to knowing if the product you are buying will stand up years from now. Here is what we suggest for a cable railing product composition and manufacturing process:
  - » Marine Grade 316 stainless steel, for excellent corrosion resistance.

Component	Alloy	Reference Standard
Wire Rope	Type 316 Stainless Steel	AISI Type 316, ASTM A492
Threaded Terminal Fittings	Type 316 Stainless Steel	ASTM A276
Quick-Connect® Fittings		
Beveled Washers		
Nut Washers		
Decorative Caps		

- » Validated premium raw materials, manufacturer should confirm elemental composition prior to production.
- » Silicone protection seal for fittings with exposed cable insertion holes (9800/9900) must be on the fitting for added protection against dirt, debris and potentially corrosive elements from entering the body of the fitting.

## ✓ Can I Trust the Manufacturer?

Manufacturers will come and go, so make sure the one you choose will be there for you after the purchase. Feeney is the "original" cable railing manufacturer and we are 70+ years strong. Feeney will be here for you for years to come, with an expert staff to support you through the quoting, purchase, installation and after install care.

## ✓ Is It Easy to Install?

The easier cable railing is to install the more of a win-win it is for both buyer and contractor. Feeney has been making it easy for over 70 years, perfecting the art of cable railing. Whether it is Feeney engineered tools to assist with the install or our Patented Quick-Connect® fittings, choosing Feeney will make your project a breeze.

## ✓ Is It Safe and Code-Compliant?

See below for basic code requirements for railing installation.

### International Code Council – International Residential Code (IRC):

1. **Section 104.11 Alternative materials, design and methods of construction and equipment.**  
*Supporting data, where necessary to assist in the approval of materials or assemblies not specifically provided for in this code, shall consist of valid research reports from approved sources.*
2. **2012, 2015, 2018, 2021 IRC Section R311.7.8 – Handrails.**  
*Handrails shall be provided on not less than one side of each flight of stairs with four or more risers.*
3. **2012, 2015, 2018, 2021 IRC Section R311.8.3 – Handrails Required.**  
*Handrail height, measured above the finished surface of the ramp slope, shall be not less than 34 inches (864 mm) and not more than 38 inches (965 mm).*
4. **2012, 2015, 2018, 2021 IRC Section 312 – Guards.**  
*Guards shall be provided for those portions of open-sided walking surfaces, including stairs, ramps and landings, that are located more than 30 inches (762 mm) measured vertically to the floor or grade below at any point within 36 inches (914 mm) horizontally to the edge of the open side.*

### International Code Council – International Building Code (IBC):

1. **Section 104.11 – Alternative materials, design and methods of construction and equipment.**
2. **Section 1014 – Handrails.**
3. **Section 1015 – Guards.**

# It's All in How You Frame It


### Different frames call for different fittings.

Every railing project starts with a frame. Different frame materials call for different fittings, so Feeney has simplified the buying process by organizing our fittings based on the needs of the project. Our system is organized to assist you in choosing the right fitting for the right frame with ease.

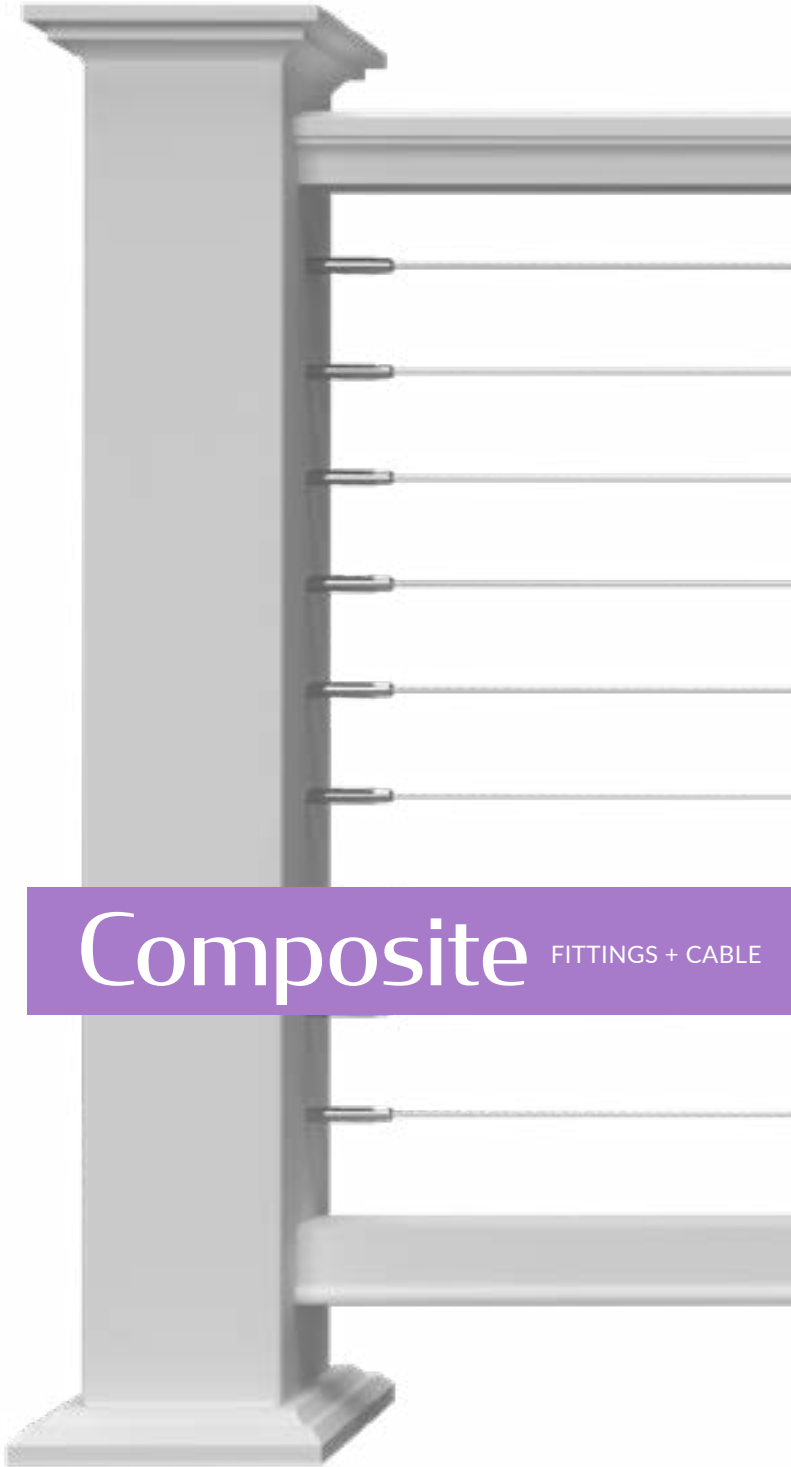
PLEASE NOTE: FEENEY DOES NOT PROVIDE FRAME ON IMAGES PICTURED. TO LEARN MORE ON FRAMES FEENEY DOES PROVIDE, CHECK OUT FEENEYINC.COM/RAILING-SYSTEMS



**Wood** CABLERAIL KITS  
CABLERAIL CONCEAL KITS  
FITTINGS + CABLE



**Metal** CABLERAIL KITS  
FITTINGS + CABLE



**Composite** FITTINGS + CABLE



# Wood

<b>SOLUTION A</b>	
CableRail Kits	9
<b>SOLUTION B</b>	
CableRail Conceal Kits	11
<b>SOLUTION C</b>	
Fittings + Cable	13

INSTALLER: TREELINE CONSTRUCTION  
CABLERAIL KITS IN WOOD FRAME



## SOLUTION A CableRail Kits

CableRail Kits are the most popular and cost-effective solution for wood railing frames and include everything needed to attach and tension a cable. They're designed for frames where there is access to drill through both end posts allowing the fittings to anchor to the outer faces of the posts.

All fittings and cables are manufactured from high-quality 316-grade stainless steel for weather-tough durability, ultra-low maintenance, and lasting beauty.

### Kits for wood posts

Our original CableRail system is an easy-to-install option for almost every project. It is packaged and ready to go in preset lengths and can be trimmed as needed in the field. Each kit includes the following:

Selected length of 1/8-in diameter cable with Threaded Terminal pre-attached to one end



**Kits for Wood Posts**  
(6300 series) have 7/8-in Threaded Terminal

## Level Railing Frame Options

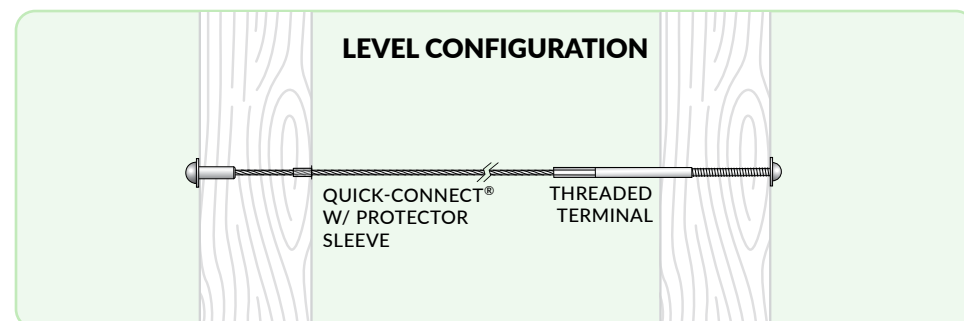
### Ordering Information:

#### 6300 SERIES (1/8") FOR WOOD POSTS

Choose the increment based on your cable run length. Kits are available in bulk for large projects; ask your retailer for more information.

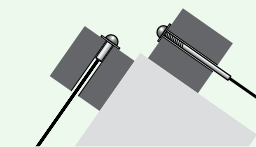
LEVEL KITS			
LENGTH	6300 SERIES (1/8") FOR WOOD POSTS	LENGTH	6300 SERIES (1/8") FOR WOOD POSTS
5-ft	#6305-PKG	30-ft	#6330-PKG
10-ft	#6310-PKG	35-ft	#6335-PKG
15-ft	#6315-PKG	40-ft	#6340-PKG
20-ft	#6320-PKG	45-ft	#6345-PKG
25-ft	#6325-PKG	50-ft	#6350-PKG

All level kits can be used for stair applications using beveled washers.



## Recommended Corner Options

### TERMINATING



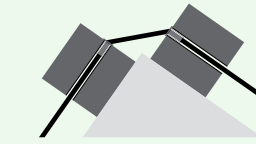
#### Double Corner




#### Single Corner\*

\*If you choose to have cables terminating at a single wood post offset drill holes at least 1/2-in.

### CONTINUOUS



Kits are also available in 3/16-in diameter cable, as well as longer lengths. For more information, contact your local retailer or visit our website at [feeneyinc.com](http://feeneyinc.com)

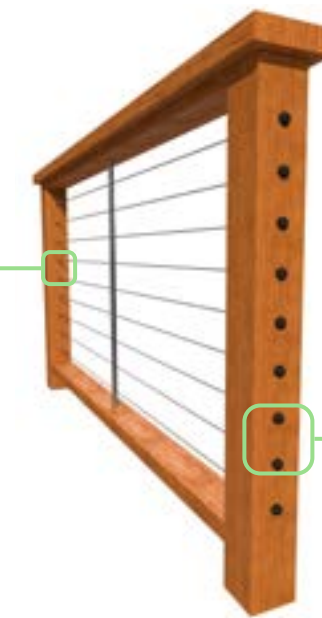


### THREADED TERMINAL

Comes fastened to one end of the cable and attaches to an end post using a special Snug-Grip® Washer Nut. Simply spin the nut to adjust the final tension in the cable line and finish with a decorative End Cap (sold separately).


### Don't Forget Your Pickets and End Caps!

\*See page 32 for more details and ordering information.



### QUICK-CONNECT® INSET FITTING

Features Quick-Connect® one-way locking jaws that allow the cable to easily slide through the fitting in one direction but automatically grab and lock-on after the cable is released. Just slip it on, pull the cable tight, cut off the excess, and finish with a decorative End Cap (sold separately).



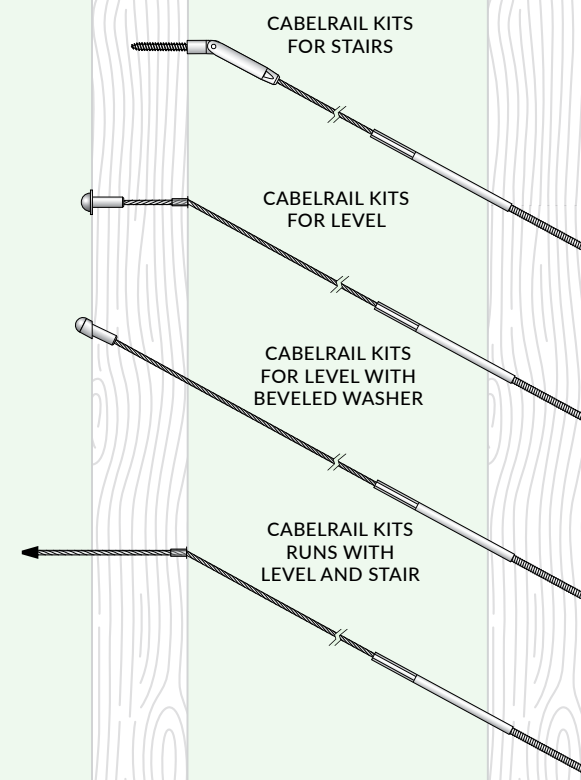
PLEASE NOTE: FEENEY DOES NOT PROVIDE WOOD FRAME.

## Stair Railing Frame Options

### STAIR KIT

LENGTH	6500 SERIES (1/8") FOR WOOD POSTS
20-ft	#6520-PKG

### STAIR CONFIGURATIONS



## MAKE INSTALLATION EASIER—USE OUR FEENEY ENGINEERED TOOLS.\*

- Quick-Connect® Release Tool:** For releasing the Quick-Connect® jaws to remove or adjust fitting.
- Cable Lacing Needle:** For quickly lacing cable ends through posts without snagging.
- Cable Tensioning Tool:** For quick and easy tensioning of cables.
- Cable Tensioning Gauge:** An easy-to-use tool for checking cable tension.
- Cable Cutters:** For shearing stainless steel cables.

\*See page 31 for more details and ordering information.

Visit our website at [feeneyinc.com](http://feeneyinc.com) for more information.

## SOLUTION B CableRail Conceal Kits

CableRail Conceal Kits are an easy-to-install cable railing system which provide an alternative solution to our original CableRail Kits for customers looking for the look and feel of a slightly lower profile of the fittings on the end posts.

All fittings and cables are manufactured from high-quality 316-grade stainless steel for weather-tough durability, ultra-low maintenance, and lasting beauty.

**Conceal Kits for Wood Posts**  
(100 series) have a CR Conceal Terminal pre-attached.

### Low Profile Kits for wood posts

A low-profile CableRail option with slender end caps and special compact cable fittings that hide inside the end posts for a completely symmetrical look. Each kit includes the following:

1/8-in diameter cable with Conceal Terminal pre-attached to one end



Conceal Quick-Connect® Fitting



Conceal Receiver

## Level Railing Frame Options

### Ordering Information:

#### 100 SERIES (1/8") FOR WOOD POSTS

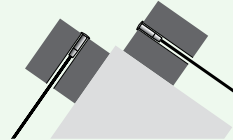
Available in 5-ft increments starting at 5-ft (#105), all the way up to 50-ft (#150). Choose the increment based on your cable run length. These items are available in bulk for large projects; ask your retailer for more information.

LENGTH	100 SERIES (1/8")	LENGTH	100 SERIES (1/8")
5-ft	#105	30-ft	#130
10-ft	#110	35-ft	#135
15-ft	#115	40-ft	#140
20-ft	#120	45-ft	#145
25-ft	#125	50-ft	#150

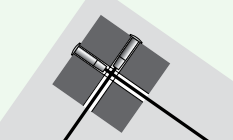
All kits can be used for stair applications using beveled washers.

### Recommended Corner Options

#### TERMINATING



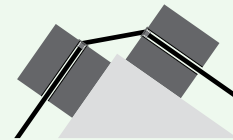
Double Corner



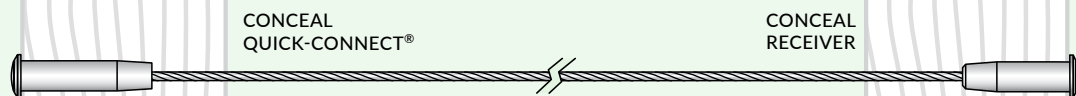
Single Corner\*

\*If you choose to have cables terminating at a single wood post offset drill holes at least 1/2-in.

#### CONTINUOUS




### LEVEL CONFIGURATION



CONCEAL QUICK-CONNECT®

CONCEAL RECEIVER



### CONCEAL RECEIVER

Tension adjustment fitting that connects to the Conceal terminal. Use the Conceal Tool Kit to adjust the tension on the cables. Complete the look with a snap in Conceal cap (sold separately).

### Don't Forget Your Pickets and End Caps!

\*See page 32 for more details and ordering information.

### CONCEAL QUICK-CONNECT® FITTING

Based on the same easy to install technology as our original Quick-Connect® Inset fitting but with a lower profile on the post surface and a snap in Conceal Cap that's available in stainless steel and gray plastic (sold separately).

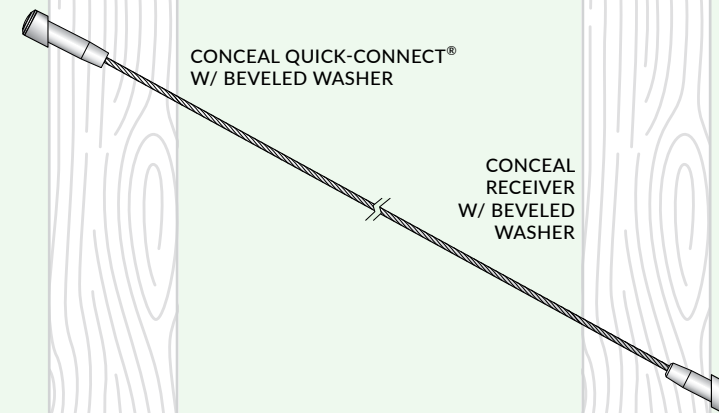


PLEASE NOTE: FEENEY DOES NOT PROVIDE WOOD FRAME.

## Stair Railing Frame Options

All kits can be used for stair applications using beveled washers.

### STAIR CONFIGURATION



CONCEAL QUICK-CONNECT® W/ BEVELED WASHER

CONCEAL RECEIVER W/ BEVELED WASHER

### MAKE INSTALLATION EASIER—USE OUR FEENEY ENGINEERED TOOLS.\*

- Conceal Tool Kit:** Specifically designed tools to install your Conceal Kit fittings.
- Conceal Cap Removal Tool:** For removing a Conceal Cap.
- Cable Lacing Needle:** For quickly lacing cable ends through posts without snagging.
- Cable Tensioning Gauge:** An easy-to-use tool for checking cable tension.
- Cable Cutters:** For shearing stainless steel cables.


\*See page 31 for more details and ordering information.

Visit our website at [feeneyinc.com](http://feeneyinc.com) for more information, a searchable gallery of inspiration with hundreds of photos and a 3D deck VisualBuilder.

## SOLUTION C Fittings + Cable



You can also build your own assemblies to fit your needs using cable and special CableRail Quick-Connect® fittings. Each assembly must have at least one Tension Adjustment Fitting.



### QUICK-CONNECT® LAG

Fixed end fitting that screws into the face of a post or wall using the included hanger bolt with lag thread. Includes 2-in bolt for wood posts and 2 1/2-in bolt for wrapped or composite-sleeved wood posts.


### Don't Forget Your Pickets!

\*See page 32 for more details and ordering information.



### QUICK-CONNECT® LAG TENSIONER

Lag fitting with a special swiveling body that allows 3/4-in of take up for cable tensioning. Includes same hanger bolts as Lag.



PLEASE NOTE: FEENEY DOES NOT PROVIDE WOOD FRAME.

## Railing Frame Options

### Ordering Information:

#### BULK CABLE OPTIONS

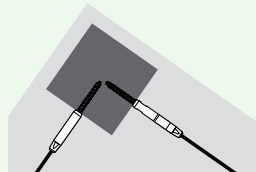


Bulk CableRail 1/8-in diameter, grade-316 stainless steel cable is available in various lengths for use with CableRail fittings.

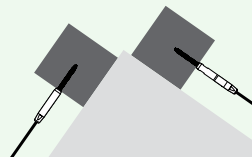
LENGTH	PART #
100-ft	#5100
250-ft	#5250
500-ft	#5500

### Recommended Corner Options

#### TERMINATING

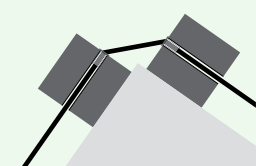


Single Corner



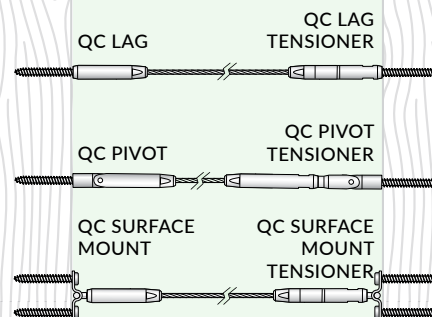
Double Corner

#### CONTINUOUS

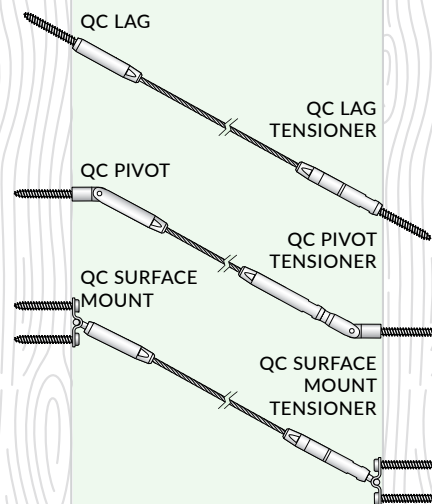


Double Corner

### LEVEL CONFIGURATIONS



### STAIR CONFIGURATIONS



## FITTING OPTIONS

### QUICK-CONNECT® LAG

9905DL-PKG

Fixed end fitting that screws into the face of a post or wall using the included hanger bolt with lag thread. Includes 2-in bolt for wood posts and 2 1/2-in bolt for wrapped or composite-sleeved wood posts.



### QUICK-CONNECT® PIVOT

9915DL-PKG

Fixed end fitting that screws into the face of a post or wall using the included hanger bolt with lag thread. 180° pivot range allows for angled stair terminations. Includes 2-in bolt for wood posts and 2 1/2-in bolt for wrapped or composite-sleeved wood posts.



### QUICK-CONNECT® SURFACE MOUNT

9903W-PKG

Fixed end fitting that attaches to the face of a post or wall with the included screws or bolts. 130° pivot range allows for angled stair terminations. Includes 2-in lag screws for wood posts (1/2-in bolts for metal posts sold separately).



### QUICK-CONNECT® LAG TENSIONER

9910DL-PKG

Lag fitting with a special swiveling body that allows 3/4-in of take up for cable tensioning. Includes same hanger bolts as Lag fitting.



### QUICK-CONNECT® PIVOT TENSIONER

9916DL-PKG

Pivot fitting with a special swiveling body that allows 3/4-in of take up for cable tensioning. Includes same hanger bolts as Pivot fitting.



### QUICK-CONNECT® SURFACE MOUNT TENSIONER

9913W-PKG

Surface Mount fitting with a special swiveling body that allows 3/4-in of take up for cable tensioning. Includes same hanger bolts as Surface Mount fitting.



## MAKE INSTALLATION EASIER—USE OUR FEENEY ENGINEERED TOOLS.\*

- Quick-Connect® Release Tool:** For releasing the Quick-Connect® jaws to remove or adjust fitting.
- Wrench Wheel:** An easy-to-use tool for tensioning Quick-Connect® Tensioner fittings.
- Cable Lacing Needle:** For quickly lacing cable ends through posts without snagging.
- Cable Tensioning Gauge:** An easy-to-use tool for checking cable tension.
- Cable Cutters:** For shearing stainless steel cables.

\*See page 31 for more details and ordering information.



Visit our website at [feeneyinc.com](http://feeneyinc.com) to see all available fittings.



## Optional Aluminum Rail Kits

Rail Kits contain the rails that run between the posts. Each kit includes a 6-ft top and bottom rail, a pre-drilled intermediate picket, and all necessary attachment hardware. Top and bottom rails can be trimmed to exact lengths and stair slope in the field. Use Rail Cut Kits if cutting a single Rail Kit for use in multiple smaller sections.

### LEVEL RAIL KIT


AVAILABLE

36-in (7724 BLK-PKG)

36-in (7724 TBLK-PKG)

42-in (7609 BLK-PKG)

42-in (7609 TBLK-PKG)

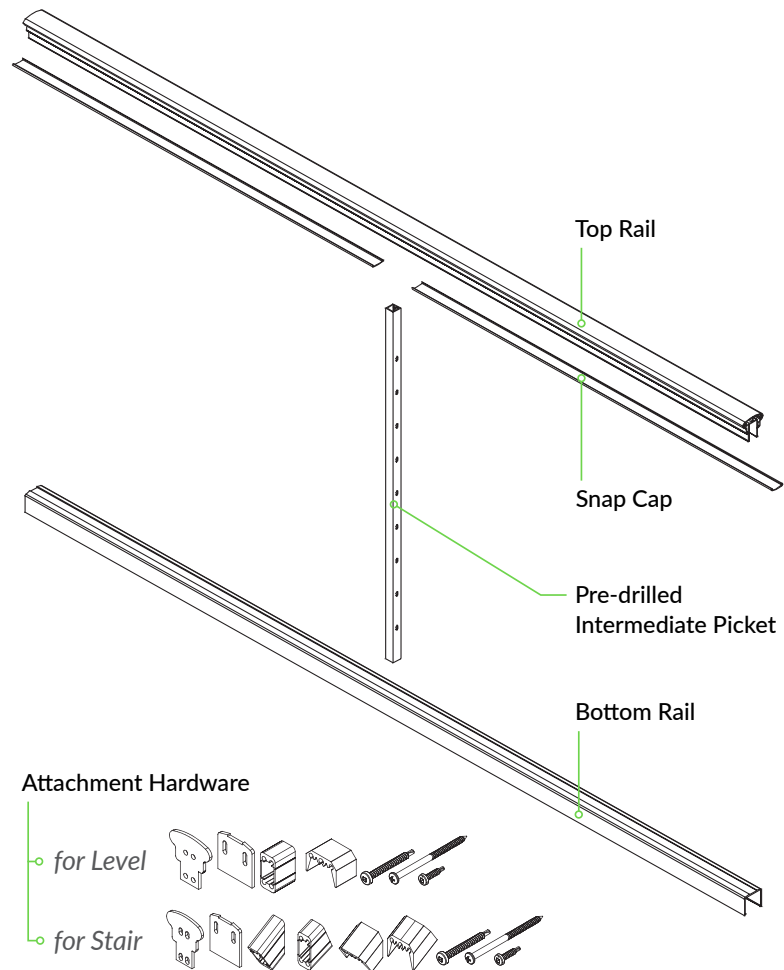
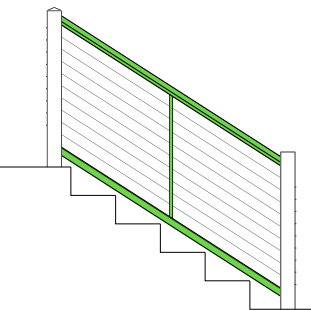


### STAIR RAIL KIT

AVAILABLE

36-in (7610 BLK-PKG)

36-in (7610 TBLK-PKG)




### TOP RAIL


Aluminum top rails can be cut to length in the field and are joined to wood posts using Rail Connecting Brackets (RCBs). Rails easily slide onto RCBs, and are covered with a special snap cap, making installation a snap.



### BOTTOM RAIL

Aluminum bottom rails can be cut to length in the field and are joined to wood posts using Rail Connecting Brackets (RCBs). Rails easily slide onto RCBs.





**Need a complete railing solution?  
Check out our DesignRail® Railing Systems!**

Featuring limitless design options and customizations, Feeney's beautiful and easy-to-install components will elevate virtually any view. Learn more at [feeneyinc.com/Railing-Systems](https://feeneyinc.com/Railing-Systems).

**Metal**

**SOLUTION A**

**CableRail Kits 19**

**SOLUTION B**

**Fittings + Cable 21**

**SOLUTION C**

**CableRail Kits +  
DesignRail® Kits 23**

INSTALLER: CG&S DESIGN BUILD  
PHOTOGRAPHER: JH JACKSON PHOTOGRAPHY  
CABLERAIL SURFACE MOUNT FITTINGS + CABLE



**SOLUTION A** CableRail Kits

CableRail Kits are the most popular and cost-effective solution for custom fabricated metal railing frames, and include everything needed to attach and tension a cable. They're designed for frames where there is access to drill through both end posts, allowing the fittings to anchor to the outer faces of the posts.

All fittings and cables are manufactured from high-quality 316-grade stainless steel for weather-tough durability, ultra-low maintenance, and lasting beauty.

**Kits for Metal Posts**  
(6200 series) have 4½-in Threaded Terminal

**Kits for metal posts**

Our original CableRail system is an easy-to-install option for almost every project. It's packaged and ready to go in preset lengths and can be trimmed as needed in the field. Each kit includes the following:

Selected length of ½-in diameter cable with Threaded Terminal pre-attached to one end



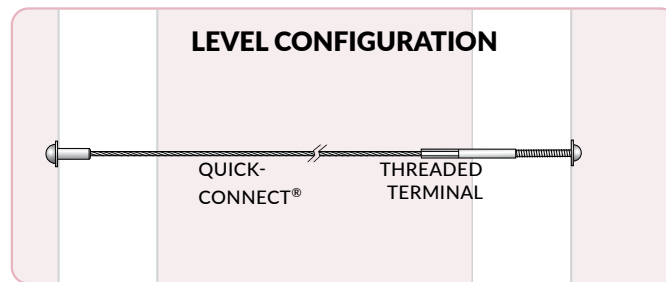
**Level Railing Frame Options**

**Ordering Information:**

**6200 SERIES (1/8") FOR METAL POSTS**

Choose the increment based on your cable run length. Kits are available in bulk for large projects; ask your retailer for more information.

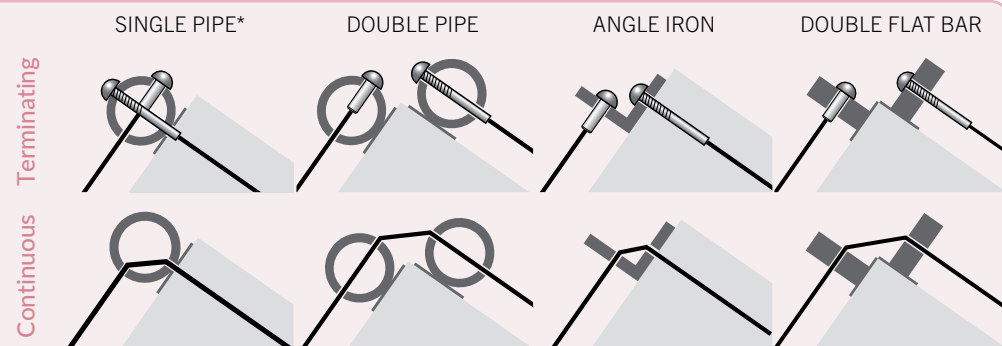
LENGTH	6200 SERIES (1/8") FOR METAL POSTS	LENGTH	6200 SERIES (1/8") FOR METAL POSTS
5-ft	#6205-PKG	30-ft	#6230-PKG
10-ft	#6210-PKG	35-ft	#6235-PKG
15-ft	#6215-PKG	40-ft	#6240-PKG
20-ft	#6220-PKG	45-ft	#6245-PKG
25-ft	#6225-PKG	50-ft	#6250-PKG



Kits are also available in 3/16-in and 1/4-in diameter cable, as well as longer lengths. For more information, contact your local retailer or visit our website at [feeneyinc.com](http://feeneyinc.com)

All kits can be used for stair applications using beveled washers.

**Recommended Corner Options**



\*Offset drill holes at least 1/2-in if you choose to have cables terminating at a single pipe post.

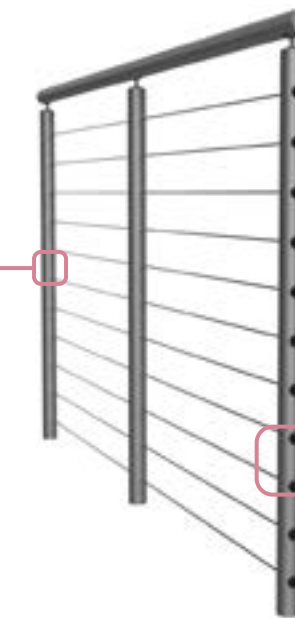


**THREADED TERMINAL**

Comes fastened to one end of the cable and attaches to an end post using a special Snug-Grip Washer Nut. Simply spin the nut to adjust the final tension in the cable line and finish with a decorative End Cap (sold separately).

**Don't Forget Your Pickets and End Caps!**

\*See page 32 for more details and ordering information.



**QUICK-CONNECT® INSET FITTING**

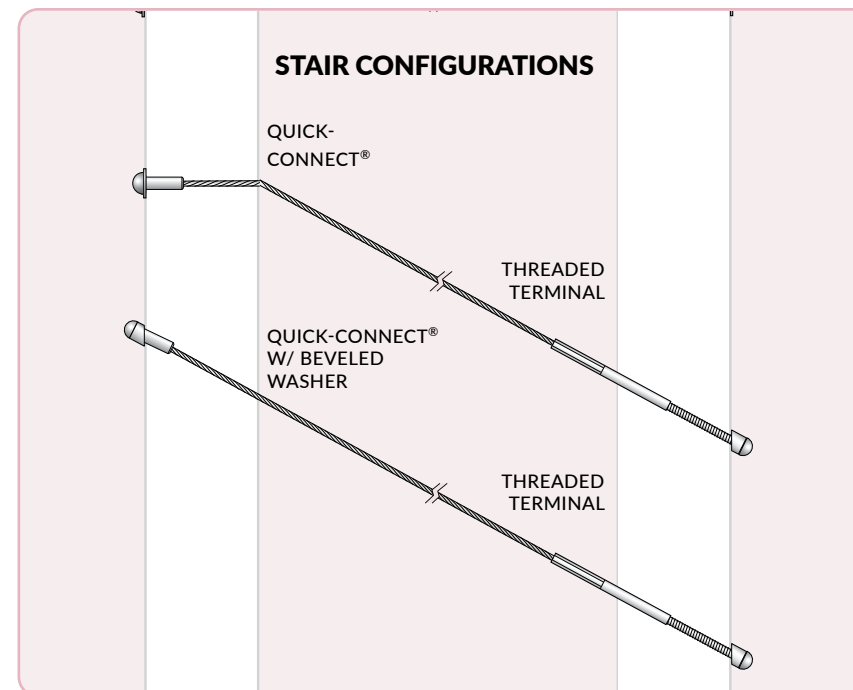
Features Quick-Connect® one-way locking jaws that allow the cable to easily slide through the fitting in one direction but automatically grab and lock-on after the cable is released. Just slip it on, pull the cable tight, cut off the excess, and finish with a decorative End Cap (sold separately).



PLEASE NOTE: FEENEY DOES NOT PROVIDE FRAME PICTURED.

**Stair Railing Frame Options**

All kits can be used for stair applications using beveled washers.



**MAKE INSTALLATION EASIER—USE OUR FEENEY ENGINEERED TOOLS.\***

- Quick-Connect® Release Tool:** For releasing the Quick-Connect® jaws to remove or adjust fitting.
- Cable Lacing Needle:** For quickly lacing cable ends through posts without snagging.
- Cable Tensioning Tool:** For quick and easy tensioning of cables.
- Cable Tensioning Gauge:** An easy-to-use tool for checking cable tension.
- Cable Cutters:** For shearing stainless steel cables.

\*See page 31 for more details and ordering information.

Visit our website at [feeneyinc.com](http://feeneyinc.com) for technical information, a searchable gallery of inspiration with hundreds of photos and a 3D deck VisualBuilder.

**SOLUTION B** Fittings + Cable

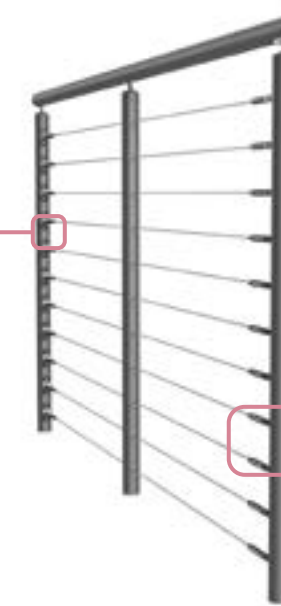


You can also build your own assemblies to fit your needs using cable and special CableRail Quick-Connect® fittings. Each assembly must have at least one Tension Adjustment Fitting.



**QUICK-CONNECT® SURFACE MOUNT**

Fixed end fitting that attaches to the face of a post or wall with the included screws or bolts. 130° pivot range allows for angled stair terminations.



**QUICK-CONNECT® SURFACE MOUNT TENSIONER**

Surface Mount fitting with a special swiveling body that allows 3/4-in of take up for cable tensioning.



**Don't Forget Your Pickets!**

\*See page 32 for more details and ordering information.

PLEASE NOTE: FEENEY DOES NOT PROVIDE FRAME PICTURED.

**Level Railing Frame Options**

**Ordering Information:**

**BULK CABLE OPTIONS**

LENGTH	PART #
100-ft	#5100
250-ft	#5250
500-ft	#5500



Bulk CableRail 1/8-in diameter, grade-316 stainless steel cable is available in various lengths for use with CableRail fittings.

**FITTING OPTIONS**

**QUICK-CONNECT® SURFACE MOUNT**

9903W-PKG

Fixed end fitting that attaches to the face of a post or wall with the included screws or bolts. 130° pivot range allows for angled stair terminations. Includes 2-in lag screws for wood posts (1/2-in bolts for metal posts sold separately).



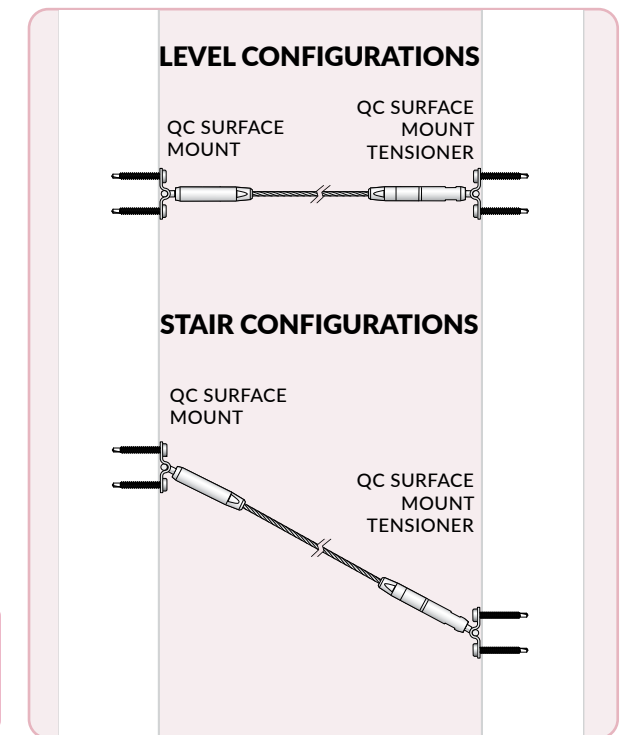
**QUICK-CONNECT® SURFACE MOUNT TENSIONER**

9913W-PKG

Surface Mount fitting with a special swiveling body that allows 3/4-in of take up for cable tensioning. Includes same hanger bolts as Surface Mount.

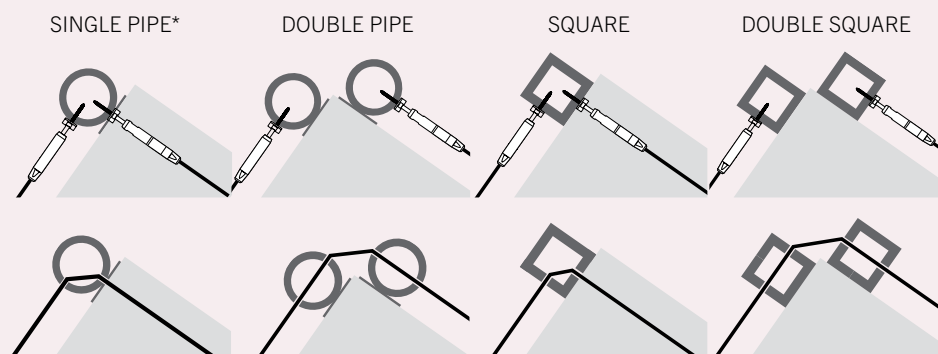


Visit our website at [feeneyinc.com](http://feeneyinc.com) to see all available fittings



**Recommended Corner Options**

Terminating  
Continuous



\*Offset drill holes at least 1/2-in if you choose to have cables terminating at a single pipe post.

**MAKE INSTALLATION EASIER—USE OUR FEENEY ENGINEERED TOOLS.\***

- Quick-Connect® Release Tool:**  
For releasing the Quick-Connect® jaws to remove or adjust fitting.
- Wrench Wheel:**  
An easy-to-use tool for tensioning Quick-Connect® Tensioner fittings.
- Cable Lacing Needle:**  
For quickly lacing cable ends through posts without snagging.
- Cable Tensioning Gauge:**  
An easy-to-use tool for checking cable tension.
- Cable Cutters:**  
For shearing stainless steel cables.

\*See page 31 for more details and ordering information.

**SOLUTION C** CableRail Kits + DesignRail® Kits

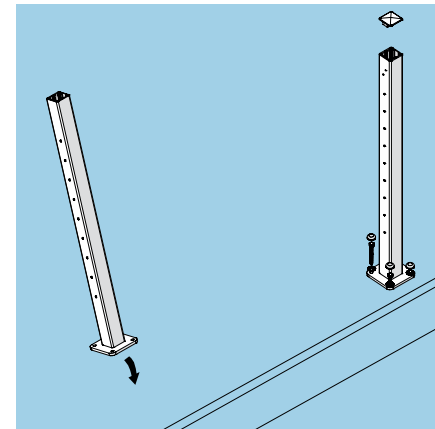
DesignRail® Aluminum Railing Kits are a great solution for customers looking for a fast and easy way to install high quality exterior or interior aluminum railings with CableRail. Engineered for easy installation using components that snap and screw together, with pre-drilled posts and pickets to support 6200 series 1/8" CableRail Kits for Metal posts (Solution A). Made of high quality 6000 series aluminum extrusions with AAMA 2604 powder-coated finishes for long lasting beauty and performance. Everything you need is packaged and stocked at your local dealer.



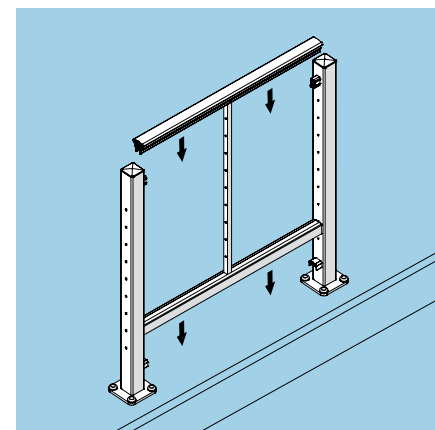
INSTALLER: BARNES CUSTOM BUILDERS

Full product details and installation instructions can be found on our website [feeneyinc.com/Railing-System-Kits](http://feeneyinc.com/Railing-System-Kits)

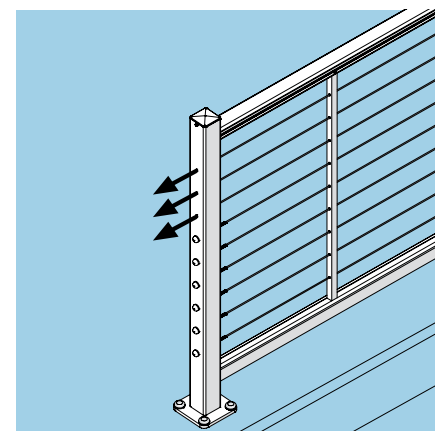
Installing your railing is easy!



Install Posts



Assemble & Attach Rail Kits

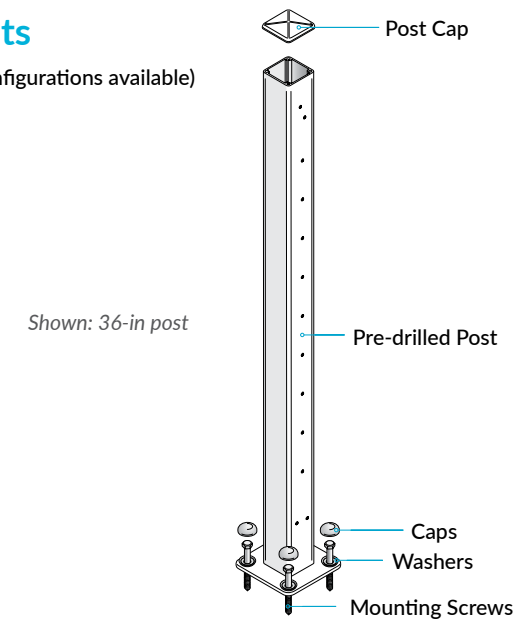


Install CableRail

All our rail and post kits feature 6000 series aluminum and AAMA-2604 powder coated finishes for long lasting beauty and durability, and are available for 36-in and 42-in high railings. Your railing system will require specific quantities and types of kits and parts depending on the configuration of your project.

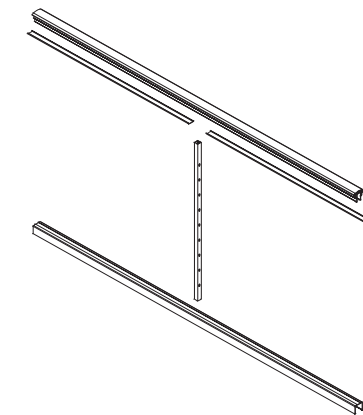
Post Kits

(10 Post configurations available)



Rail Kits

(36" and 42" Height Rail Kits Available with Stair Options in 36" configurations available)



COLOR OPTIONS

- TEXTURED BLACK
- MATTE BLACK

- SERIES 150 TOP RAIL**  
Top rail profile for level areas, installs between posts
- SINGLE CORNER POST**  
Unique design allows continuation of cable through corners with only one post
- BASE MOUNTED POSTS**  
Durable 3/8" thick base plate with fully-threaded stainless steel lag screws, provide a strong and secure attachment
- CABLERAIL INFILL WITH BOTTOM RAIL**  
with bottom rail profile  
3-1/4" above deck (order separately)
- SERIES 150 STAIR HANDRAIL**  
Functions as top rail for stair railing, and meets residential handrail graspability code requirements
- PRE-DRILLED STAIR POSTS**  
Makes it easy to install CableRail infill at stairs, for 29-34 degrees (max 2" setback from nosing)

**Don't Forget!**  
Baseplate Covers & End Caps to finish it off!!



# Composite

INSTALLER: MLW CONSTRUCTION  
CABLERAIL LAG AND PIVOT FITTINGS IN COMPOSITE RAILING

SOLUTION A

Fittings + Cable

27

SOLUTION A Fittings + Cable



You can build your own assemblies to fit your needs using cable and special CableRail Quick-Connect® fittings. Each assembly must have at least one Tension Adjustment Fitting.

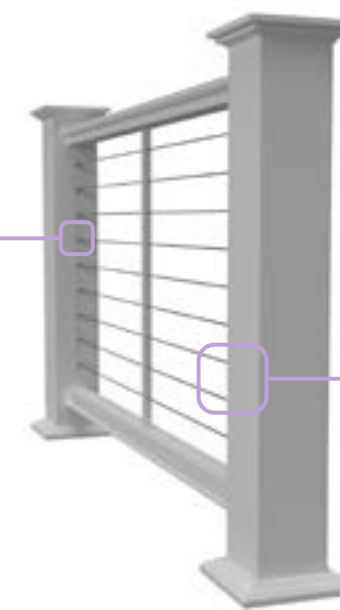


QUICK-CONNECT® LAG

Fixed end fitting that screws into the face of a post or wall using the included hanger bolt with lag thread. Includes 2-in bolt for wood posts and 2 ½-in bolt for wrapped or composite-sleeved wood posts.

Don't Forget Your Pickets!

\*See page 32 for more details and ordering information.



QUICK-CONNECT® LAG TENSIONER

Lag fitting with a special swiveling body that allows ¾-in of take up for cable tensioning. Includes same hanger bolts as Lag.



PLEASE NOTE: FEENEY DOES NOT PROVIDE COMPOSITE FRAME.

Level Railing Frame Options

Ordering Information:

BULK CABLE OPTIONS

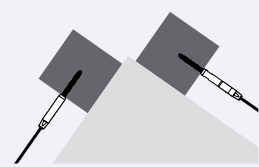


Bulk CableRail 1/8-in diameter, grade-316 stainless steel cable is available in various lengths for use with CableRail fittings.

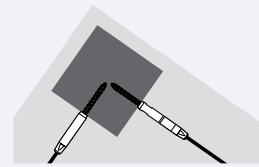
LENGTH	PART #
100-ft	#5100
250-ft	#5250
500-ft	#5500

Recommended Corner Options

TERMINATING

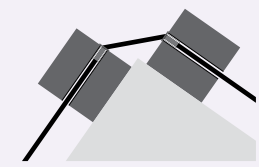


Double Corner



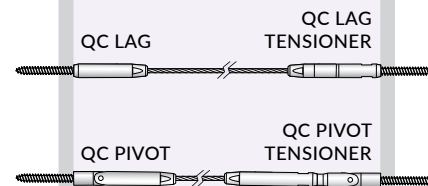
Single Corner

CONTINUOUS

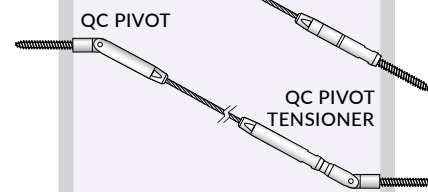
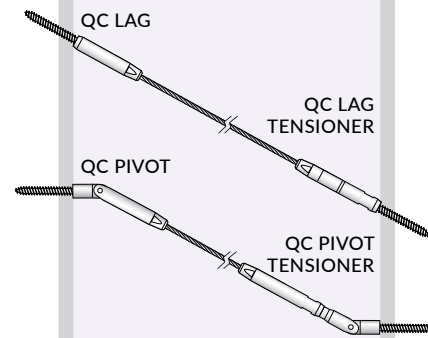


Double Corner

LEVEL CONFIGURATIONS



STAIR CONFIGURATIONS



FITTING OPTIONS

QUICK-CONNECT® LAG

9905DL-PKG

Fixed end fitting that screws into the face of a post or wall using the included hanger bolt with lag thread. Includes 2-in bolt for wood posts and 2 ½-in bolt for wrapped or composite-sleeved wood posts.



QUICK-CONNECT® LAG TENSIONER

9910DL-PKG

Lag fitting with a special swiveling body that allows ¾-in of take up for cable tensioning. Includes same hanger bolts as Lag.



QUICK-CONNECT® PIVOT

9915DL-PKG

Fixed end fitting that screws into the face of a post or wall using the included hanger bolt with lag thread. 180° pivot range allows for angled stair terminations. Includes 2-in bolt for wood posts and 2 ½-in bolt for wrapped or composite-sleeved wood posts.



QUICK-CONNECT® PIVOT TENSIONER

9916DL-PKG

Pivot fitting with a special swiveling body that allows ¾-in of take up for cable tensioning. Includes same hanger bolts as Pivot.



MAKE INSTALLATION EASIER—USE OUR FEENEY ENGINEERED TOOLS.\*

- Quick-Connect® Release Tool:** For releasing the Quick-Connect® jaws to remove or adjust fitting.
- Wrench Wheel:** An easy-to-use tool for tensioning Quick-Connect® Tensioner fittings.
- Cable Lacing Needle:** For quickly lacing cable ends through posts without snagging.
- Cable Tensioning Gauge:** An easy-to-use tool for checking cable tension.
- Cable Cutters:** For shearing stainless steel cables.

\*See page 31 for more details and ordering information.

Visit our website at [feeneyinc.com](http://feeneyinc.com) to see all available fittings, technical documents and a searchable gallery of inspiration with hundreds of photos.

# Need Inspiration, Ideas or Support? We've Got You.



## Gallery of Inspiration

Our online photo gallery allows you to search hundreds of photos to find project ideas.  
[media.feeneyinc.com/gallery](http://media.feeneyinc.com/gallery)

## Build your Dream Deck Online in 3D with VisualBuilder

Create a deck from scratch or start with one of our pre-made templates. Customize your deck shape and materials. Try out all our railing options including CableRail and DesignRail® aluminum railings. Set the scene, add an awning and some furniture, then save and share your project with your dealer or builder!  
[feeneyinc.com/VisualBuilder](http://feeneyinc.com/VisualBuilder)



## Find us on Social and Check Out Our Blog

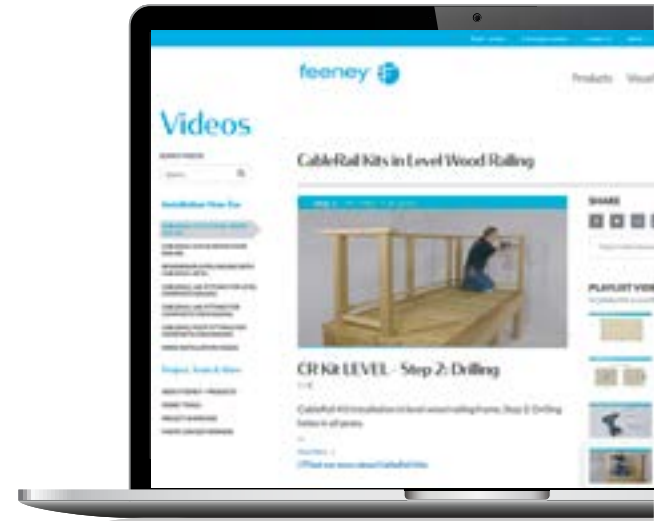
Featured projects, tips and trends:  
[media.feeneyinc.com/blog](http://media.feeneyinc.com/blog)

Follow us on social @Feeneyinc



## Feeney Video Library

Whether you are looking for project inspiration or product information, we've got you. Check out our library of installation videos and so much more!  
[video.feeneyinc.com](http://video.feeneyinc.com)




## Product and Technical Support

Feeney takes pride in making it easy for our customers to succeed. That's why our dedicated team of experts are available to support you throughout the process, while ensuring that your project is a success!

## Training Services

From Service and Sales Team Training to Customer Training to AIA Certified Continuing Education Courses, Feeney's team of experts are always there to assist you.



## Technical Documents

Giving you technical specs you need to ensure project success!  
[feeneyinc.com/Technical-Documents](http://feeneyinc.com/Technical-Documents)



# Complete Tool List

## CABLE CUTTERS

For shearing stainless steel cables.  
2972-PKG

**WARNING:** This product can expose you to Di(2-ethylhexyl)phthalate (DEHP) which is known to the State of California to cause cancer and birth defects or other reproductive harm. For more information go to P65Warnings.ca.gov

Works with: **A B C A B C A**



## STAINLESS STEEL CLEANER KIT

Feeney SteelRenewal™ & SteelProtect™ make it easy to clean and maintain all stainless steel surfaces, fittings, and cables. Kit includes a bottle of SteelRenewal™ & SteelProtect™, applicator brush, sponge, and protective gloves. It is non-toxic and biodegradable.

5064-PKG

Works with: **A B C A B C A**



## WRENCH WHEEL

An easy-to-use tool for tensioning Quick-Connect® Tensioner fittings that allows for continuous full rotation without requiring repositioning of wrenches.

6006-PKG

Works with: **A B C A B C A**



## CABLERAIL TENSIONING TOOL

Easy-to-use tool for tightening cables. Works on Quick-Connect® Inset fitting to efficiently pull cable through the fitting and maximize cable tension on long runs.

6005-PKG

Works with: **A B C A B C A**



## TENSION GAUGE

Easy-to-use tool for checking cable tension.

6004-PKG

Works with: **A B C A B C A**



## MULTI-TOOL

Five great CableRail tools in one! Includes tapper, stainless steel ruler/depth gauge, bubble level, release tool, and lacing needle.

MT-1/8

Works with: **A B C A B C A**



## QUICK-CONNECT® RELEASE TOOL

For releasing the Quick-Connect® jaws to remove or adjust fitting.  
1/8-in diameter cable

3128-PKG

Works with: **A B C A B C A**



## CABLE LACING NEEDLE

For quickly lacing cable ends through posts without snagging.

1/8-in diameter cable

3221-PKG

3221-CURVE-PKG

Works with: **A B C A B C A**



## HANGER BOLT INSTALLATION TOOL

For easy installation of hanger bolts used for Quick-Connect® Lag- and Pivot-style fittings.

3988-PKG

Works with: **A B C A B C A**



## CONCEAL CAP REMOVAL TOOL

For removing a Conceal End Cap.

CCRT

Works with: **A B C A B C A**



## CONCEAL TOOL KIT

Includes a Conceal Star Driver, a 1/2- and 3/16-in Ratcheting Box Wrench, and a 3/32-in T-Handle HexWrench.

CRC-KIT

Works with: **A B C A B C A**



## CONCEAL STAR DRIVER

Part of a toolset used to install and tension Conceal CableRail Kits.

CSDT

Works with: **A B C A B C A**



# Additional Components

## INTERMEDIATE PICKETS (powder-coated aluminum)

Slender, low-maintenance, and time-saving picket option for wood frames up to 42-in high. Pre-drilled at 3-in spacing for 1/8-in cables. Slotted holes on stair pickets will accommodate stair slope between 20° and 45°. Includes base plates and attachment screws. Size 3/4-in sq x 44-in long for level railings and 46-in long for stair railings. Trim to fit.

### LEVEL RAILING PICKET

Black, 1 pack

7648 BLK-PKG

Silver, 1 pack

7648 SLV-PKG

White, 1 pack

7648 WHT-PKG

### STAIR RAILING PICKET

Black, 1 pack

7649 BLK-PKG

Silver, 1 pack

7649 SLV-PKG

White, 1 pack

7649 WHT-PKG

7648 LEVEL

7649 STAIR

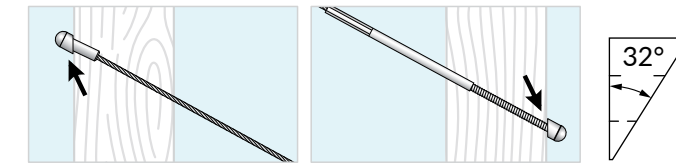


## BEVELED WASHERS (stainless steel)

For providing a flat bearing surface when attaching fittings at angled stair terminations. 32° angle to fit most stair angles (26° and 37° angles available as special order).

4 pack 3792-PKG fits Quick-Connect® Inset Fitting

4 pack 3799-PKG fits Threaded Terminals



## BEVELED WASHERS FOR PROTECTOR SLEEVES (stainless steel)

Provides the ability to use protector sleeves on intermediate stair wood posts. (Special Order)

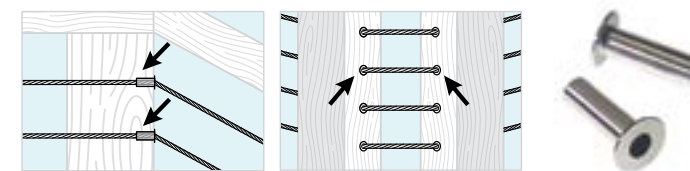
BW : PBW (Each)



## PROTECTOR SLEEVES (stainless steel)

For protecting corner and stair transition posts from cable abrasion. Fits 1/4-in diameter drill hole. For wood and composite posts only.

10 pack 3210-PKG



STAIR TRANSITIONS

DOUBLE POST CORNER

## INTERMEDIATE PICKETS (stainless steel)

Slim, 3/8-in diameter 316 stainless tube picket for wood frames up to 42-in high. Pre-drilled at 3-in spacing for 1/8-in cables. Slotted holes on stair pickets will accommodate stair slope between 20° and 45°. Includes all attachment hardware.

### LEVEL RAILING PICKET

Stainless, 1 pack SSPK 36L-PKG

Stainless, 1 pack SSPK 42L-PKG

### STAIR RAILING PICKET

Stainless, 1 pack SSPK STR-PKG

Includes 3 stair top sockets to accommodate various stair slopes. Stair bottom sleeves are also available in custom order for stair frames with a bottom rail.

SSPK LEVEL

SSPK STAIR



## END CAPS

Decorative option for covering, protecting, and finishing the Quick-Connect® Inset Fittings and Snug-Grip® Washer Nuts.



### STAINLESS STEEL

Dome style, 4 pack 3372-PKG

Crown style, 4 pack 3373-PKG

Chamfer style, 4 pack 3374-PKG

### COLORED POLYETHYLENE

Black, 10 pack 7071-PKG

White, 10 pack 7072-PKG

Brown, 10 pack 7073-PKG

Gray, 10 pack 7074-PKG

Bronze, 10 pack 7077-PKG

## CONCEAL COMPONENTS

### CONCEAL END CAP

Available in select Feeney ColorEasy™ powder coat colors and stainless steel.

CCP

### CONCEAL END CAP

Gray Plastic Cap

CCP : PL Gray

### CONCEAL FLAT WASHER

29/64" X 7/8" OD 316-SS flat washer

CWW

### CONCEAL STAIR BEVELED WASHER (stainless steel)

For providing a flat bearing surface when attaching both Conceal fittings at angled stair terminations. 32° angle to fit most stair slopes.

CBW



# Order Checklist

Make your railing view friendly with the original stainless steel cable infill for wood, metal, and composite railing. Once again Feeney is making it easy for you to understand, find and purchase the original Cable railing products.

Step 1: Take this brochure with the option that you like to your contractor or retailer.

Step 2: Tear this page out and hand to your contractor or retailer to start the estimating process.



Total LF of Railing needed

Height of Railing - 36" or 42"

Bottom Rail  
36" (9 Cable Rows) / 42" (11 Cable Rows)

No Bottom Rail  
36" (11 Cable Rows) / 42" (13 Cable Rows)

## Wood Double Posts Single Posts

**SOLUTION A**

Standard CableRail Kits:  1/8"  3/16"

5'  10'  15'  20'  25'

30'  35'  40'  45'  50'

**SOLUTION B**

Conceal CableRail Kits: 1/8" only

5'  10'  15'  20'  25'

30'  35'  40'  45'  50'

**SOLUTION C**

Fittings + Cable:  1/8"  3/16"

9903 - Surface Mount  9905 - Lag  9915 - Pivot

9913 - SM Tensioner  9910 - Lag Tensioner  9916 - Pivot Tensioner

**OPTIONAL ALUMINUM RAIL KITS**

Matte Black  Textured Black

Level - 36"  Stair - 36"  Level - 42"

7724 7610 7609

## Metal

**SOLUTION A**

Standard CableRail Kits:  1/8"  3/16"  1/4"

5'  10'  15'  20'  25'

30'  35'  40'  45'  50'

**SOLUTION B**

Fittings + Cable:  1/8"  3/16"

9903 - Surface Mount

9913 - Surface Mount Tensioner

**SOLUTION C** To decide which post configuration, please use the DR Kit Order Guide

Matte Black  Textured Black

Level - 36"  Stair - 36"  Level - 42"

7724 7610 7609

## Composite Double Posts Single Posts

**SOLUTION A**

Fittings + Cable:  1/8"  3/16"

9905 - Lag  9915 - Pivot

9910 - Lag Tensioner  9916 - Pivot Tensioner

## Tools

<input type="checkbox"/> Cable Cutters 2972-PKG	<input type="checkbox"/> Quick-Connect® Release Tool 3128-PKG
<input type="checkbox"/> Stainless Cleaner Kit 5064-PKG	<input type="checkbox"/> Cable Lacing Needle 3221-PKG
<input type="checkbox"/> Wrench Wheel 6006-PKG	<input type="checkbox"/> Hanger Bolt Installation Tool 3988-PKG
<input type="checkbox"/> Cable Tensioning Tool 6005-PKG	<input type="checkbox"/> Conceal Cap Remover CCRT
<input type="checkbox"/> Tension Gauge 6004-PKG	<input type="checkbox"/> Conceal Tool Kit CRC-KIT
<input type="checkbox"/> Multi-Tool MT-1/8	<input type="checkbox"/> Conceal Star Driver CSDT

## Additional Components

**PICKETS - ALUMINUM**

<input type="checkbox"/> Level - Sliver 7648 SLV-PKG	<input type="checkbox"/> Stair - Sliver 7649 SLV-PKG
<input type="checkbox"/> Level - Black 7648 BLK-PKG	<input type="checkbox"/> Stair - Black 7649 BLK-PKG
<input type="checkbox"/> Level - White 7648 WHT-PKG	<input type="checkbox"/> Stair - White 7649 WHT-PKG

<b>PICKETS - STAINLESS</b>	<b>CONCEAL</b>
<input type="checkbox"/> Level - 36" SSPK 36L-PKG	<input type="checkbox"/> Conceal End Cap - Stainless CCP
<input type="checkbox"/> Level - 42" SSPK 42L-PKG	<input type="checkbox"/> Conceal End Cap - Plastic CCP : PL Gray
<input type="checkbox"/> Stair SSPK STR-PKG	<input type="checkbox"/> Conceal Flat Washer CVWW
	<input type="checkbox"/> Conceal Beveled Washer CBW

<b>END CAPS - STAINLESS</b>	<b>END CAPS - POLYETHYLENE</b>
<input type="checkbox"/> Dome 3372-PKG - 4 pack	<input type="checkbox"/> Black 7071-PKG - 10 Pack
<input type="checkbox"/> Crown 3373-PKG - 4 pack	<input type="checkbox"/> White 7072-PKG - 10 Pack
<input type="checkbox"/> Chamfer 3374-PKG - 4 pack	<input type="checkbox"/> Brown 7073-PKG - 10 Pack

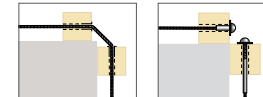
<b>WASHERS</b>	<b>PROTECTOR SLEEVES</b>
<input type="checkbox"/> Beveled Washers - QC 3792-PKG - 4 Pack	<input type="checkbox"/> Gray 7074-PKG - 10 Pack
<input type="checkbox"/> Beveled Washers - TT 3799-PKG - 4 Pack	<input type="checkbox"/> Bronze 7077-PKG - 10 Pack
<input type="checkbox"/> Beveled Washers - IN PBW - Each	<input type="checkbox"/> For Wood & Composite 3210-PKG - 10 pack

This checklist is to be used with your local contractor or retailer to begin the estimating process. To find a Feeney retailer or contractor go to [feeneyinc.com](http://feeneyinc.com) and click on locator of choice at the top of your screen. Feeney is always here to help, you can call us at (800) 888-2418 or email [sales@feeneyinc.com](mailto:sales@feeneyinc.com). Feel free to create your deck in our visualBuilder software then share it with your contractor or retailer of choice.

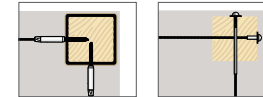
## Railing Design Tips for CableRail Kits

- 1 SELECT YOUR POST MATERIAL**  
CableRail infill works on railing frames with wood, metal, or composite-sleeved wood posts in either indoor or outdoor settings.
- WOOD  METAL  COMPOSITE

- 2 SELECT YOUR CORNER TYPE**  
**Double corner posts** (recommended for wood and metal posts only) allow cables to either run continuously through a corner, requiring fewer fittings, or to easily terminate.



- Single corner posts** (recommended for composite-sleeved wood posts) are also an option and typically require the cables to terminate at the corner. (To use a single corner with CableRail Kits or CableRail Conceal Kits, one run will be offset by 1/2-in.)




(see website for additional options)




- 3 DESIGN TOP AND BOTTOM RAIL**  
Always include a strong, rigid, securely fastened **top rail** to provide necessary strength to the frame and help support the cable tension loads. Underneath the top rail, attach a minimum 1" x 4" **wood blocking** between posts to provide additional lateral reinforcement to the posts.

**Bottom rails** (optional) add rigidity to railing and can be an attractive and functional foot-rest addition to railing designs.

- 4 SELECT YOUR PICKET TYPE**  
Slender **intermediate pickets** may be used instead of some bulkier intermediate posts to achieve a more open railing design while maintaining proper cable spacing. (For picket options see Page 32)



### SKETCH YOUR LAYOUT



Visit [feeneyinc.com/Technical-Documents](http://feeneyinc.com/Technical-Documents) for installation instructions.

THE FEENEY FAMILY OF PRODUCTS

CableRail • DesignRail® • Awning Kits • Architectural Rods • Trellis Kits

AVAILABLE AT:

MEMBER OF



Leading Suppliers Council



feeneyinc.com  
sales@feeneyinc.com | (800) 888-2418

© 2022 Feeney Inc.  
Reorder # 11701 Version Date 06/22