

HOME & RESIDENTIAL MAILBOXES

Every home needs a residential mailbox, but a mailbox can be more than just a space for your mail carrier to drop your mail and packages. A mailbox can add to the curb appeal of your home and provide an extra layer of protection to your mail and packages. Salsbury Industries offers a wide variety of mailboxes in different styles, sizes, materials, colors and locking options. Our residential mailboxes can be ordered by phone or online at www.mailboxes.com.

mailboxes.com
1-800-MAILBOX



SALSBURY
INDUSTRIES

People Committed to Quality Since 1936®

4525

HOME and RESIDENTIAL MAILBOXES

Heavy Duty Rural Mailboxes



HEAVY DUTY RURAL MAILBOXES

- Heavy Duty Rural Mailboxes are U.S.P.S. approved and manufactured by Salsbury Industries to USPS-STD-7B specifications.
- Made entirely of aluminum and constructed of a 1/8" thick extruded aluminum body with a 1/8" thick die cast aluminum front door and rear cover.
- The die cast door is attached to the body with a full-width stainless steel hinge allowing for smooth operation.
- Include an adjustable red signal flag and a magnetic door catch.

FEATURES



HANDLE
ergonomically
designed oversized
handle



DOOR
heavy duty die
cast aluminum door



CATCH
secure magnetic
catch



HINGE
concealed heavy duty
full width stainless
steel hinge



FLAG
heavy duty 1/4" thick
die cast aluminum signal
flag with stainless steel
mounting hardware



FINISH
mailbox exterior and
interior feature a durable
powder coated finish

COLOR OPTIONS



black



bronze



sandstone



white

CUSTOM NUMBERS / LETTERS

123ABC123A
123ABC123A

Black Vinyl

123ABC123A
123ABC123A

White Vinyl

123ABC123A
123ABC123A

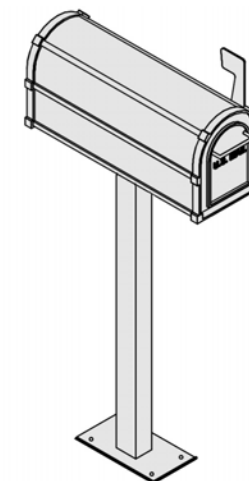
Reflective Vinyl

123ABC123A
123ABC123A

Gold Vinyl

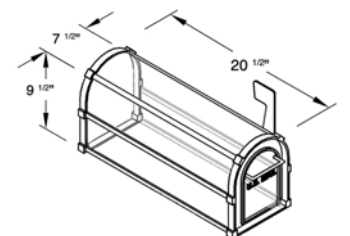
To view more home and residential mailboxes visit us at: www.mailboxes.com/homeowner-mailboxes/rural/

4850 MODEL DISPLAYED WITH STANDARD POST 4865



Online Resources

- Product Information
- 3D Revit / BIM Models
- Detailed Specifications
- Technical Drawings
- Augmented Reality (AR) Models
- Installation Instructions
- AutoCAD Drawings



Visit: www.mailboxes.com/Architectural-Resources

HOME and RESIDENTIAL MAILBOXES

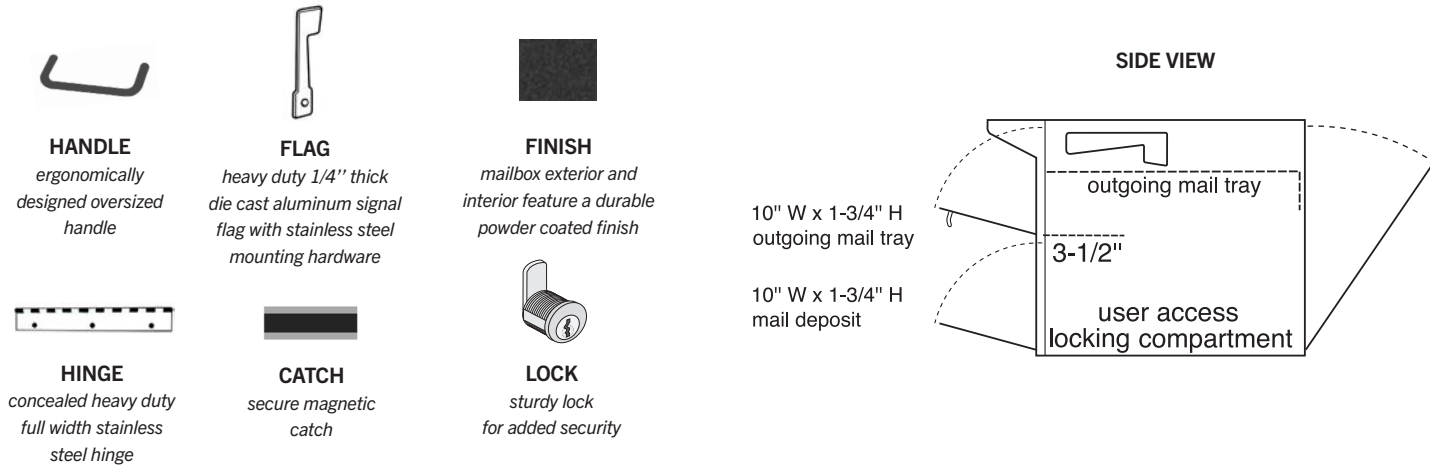
Roadside Mailboxes



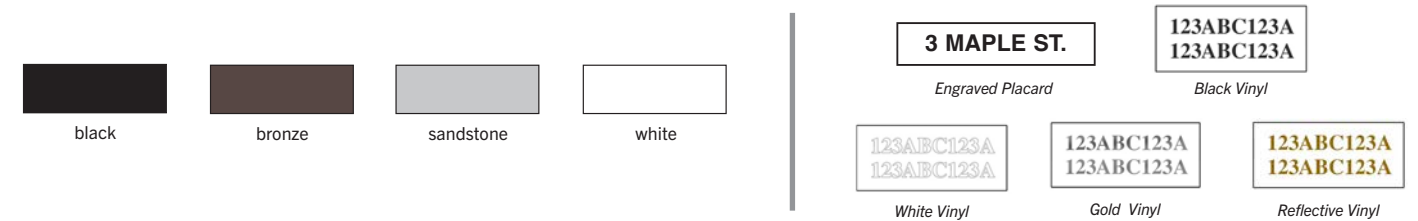
ROADSIDE MAILBOXES

- Roadside Mailboxes are U.S.P.S. approved and manufactured by Salsbury Industries to USPS-STD-7B specifications.
- Made entirely of aluminum and feature both a front and rear access locking door.
- Mail is deposited through a non-locking access panel on the front and includes an outgoing tray.
- Include an adjustable red signal flag and a lock with 2 keys on each door (keyed alike).

FEATURES AND DIMENSIONS

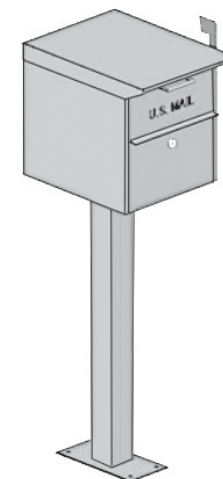


COLOR OPTIONS, CUSTOM ENGRAVING, NUMBERS / LETTERS



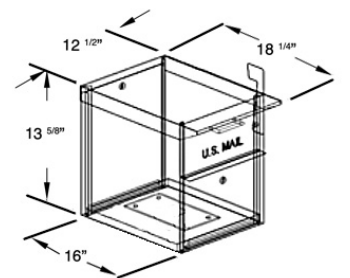
To view more home and residential mailboxes visit us at: www.mailboxes.com/homeowner-mailboxes/

4325 MODEL DISPLAYED WITH STANDARD POST 4365



Online Resources

- Product Information
- 3D Revit / BIM Models
- Detailed Specifications
- Technical Drawings
- Augmented Reality (AR) Models
- Installation Instructions
- AutoCAD Drawings



Visit: www.mailboxes.com/Architectural-Resources

HOME and RESIDENTIAL MAILBOXES

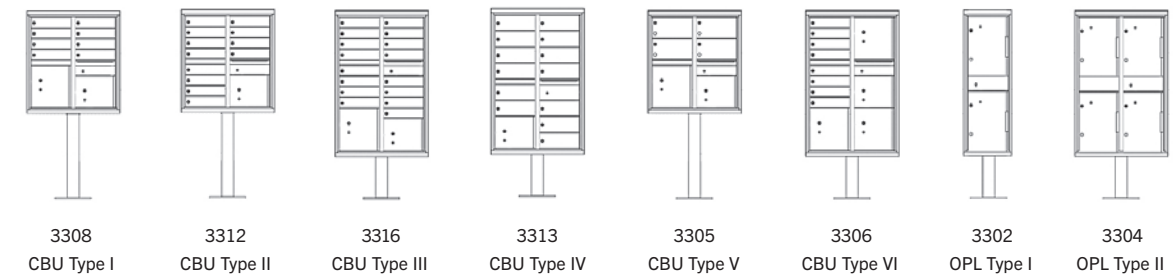
Cluster Box Units (CBU's)



CLUSTER BOX UNITS (CBU's) & OUTDOOR PARCEL LOCKERS (OPL's)

- Cluster Box Units (CBU's) manufactured by Salsbury Industries provide U.S.P.S. access and offer a secure means of receiving mail and packages.
- Ideal for residential communities such as housing developments, townhouses and other applications.
- All Salsbury Standard Cluster Mailboxes and Regency® Decorative CBU mailboxes come equipped with a pedestal and your choice of 4, 8, 12, 13, or 16 mailbox compartments with one, two (2) or four (4) fully integrated parcel lockers.
- Outdoor Parcel Lockers (OPL's) are U.S.P.S. approved and are ideal for both commercial and residential developments.

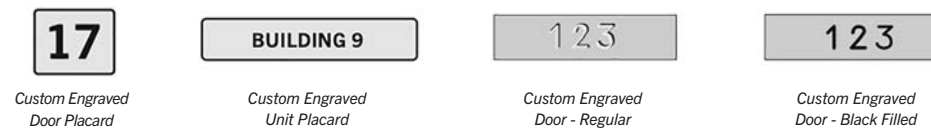
CONFIGURATIONS



COLOR OPTIONS



CUSTOM ENGRAVING



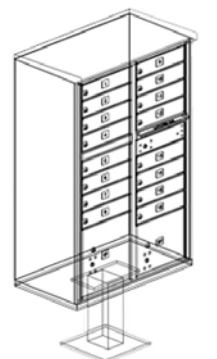
To view more home and residential mailboxes visit us at: www.mailboxes.com/residential-mailboxes/post-mounted/

3316 MODEL DISPLAYED



Online Resources

- Product Information
- 3D Revit / BIM Models
- Detailed Specifications
- Technical Drawings
- Augmented Reality (AR) Models
- Installation Instructions
- AutoCAD Drawings



Visit: www.mailboxes.com/Architectural-Resources

HOME and RESIDENTIAL MAILBOXES

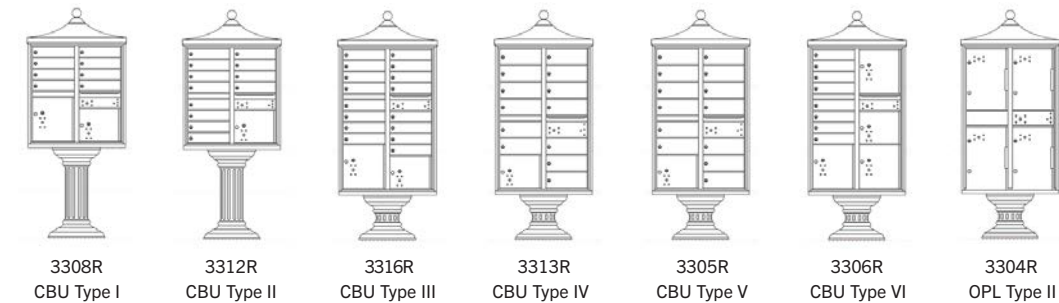
Regency® Decorative CBU's




REGENCY® DECORATIVE CBU'S & OUTDOOR PARCEL LOCKERS (OPL's)

- Regency® Decorative CBU's manufactured by Salsbury Industries provide U.S.P.S. access and offer a secure means of receiving mail and packages.
- Regency® Decorative CBU's are made of heavy duty aluminum and stainless steel hardware and each unit includes one or two (2) fully integrated parcel lockers.
- All Salsbury Regency® Decorative CBU package includes a 3300 series CBU and pedestal, a decorative CBU top and a decorative CBU pedestal cover.
- Outdoor Parcel Lockers (OPL's) are U.S.P.S. approved and are ideal for both commercial and residential developments.

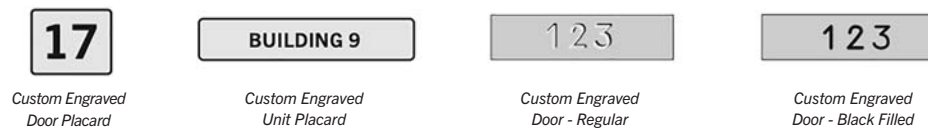
CONFIGURATIONS



COLOR OPTIONS



CUSTOM ENGRAVING



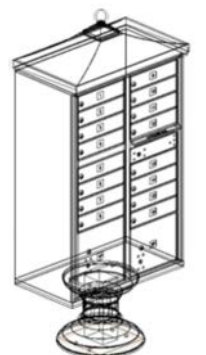
To view replacement parts and more options visit us at: www.mailboxes.com/residential-mailboxes/post-mounted/

3316R MODEL DISPLAYED



Online Resources

- Product Information
- 3D Revit / BIM Models
- Detailed Specifications
- Technical Drawings
- Augmented Reality (AR) Models
- Installation Instructions
- AutoCAD Drawings



Visit: www.mailboxes.com/Architectural-Resources

MANUFACTURING SINCE 1936

The Industry Leader in Quality Mailboxes

ORDER FACTORY DIRECT

Large Inventory and Fast Shipping



SALSBURY INDUSTRIES

Contact us to learn more about
Home and Residential Mailboxes!

Discounts Available!
Contact Us
for a Quote Today!



People Committed to Quality Since 1936®

Salsbury Industries
18300 Central Avenue
Carson CA 90746-4008

phone: 1.800.624.5269

fax: 1.800.624.5299

phone: 1.323.846.6700

fax: 1.323.846.6800

email: salsbury@mailboxes.com

website: www.mailboxes.com

